

Slideshows

by Sophia Tutorial



WHAT'S COVERED

In this lesson, you will learn about the use of slideshows to accompany a speech. Specifically, this lesson will cover:




1. Slideshows
 - a. Personal and Business Uses
 - b. Common Slideshow Features

1. Slideshows

A slideshow is an on-screen presentation of information and/or ideas presented on slides. Since the late 1960s, visual artists in museums and galleries have used slideshows as a device for presenting specific information about an action or research, or as a **phenomenological** form in itself.

Before the advent of motion pictures, slides originally were projected onto a theater screen by **magic lanterns**. This practice later evolved into moving picture shows.

Flickr Slideshow Generator

User NSID  11466767@N00
Or Set ID 
Or Group NSID 

Generate!

Copy & Paste this HTML code in your page:

```
<iframe align="center"
src="http://www.flickr.com/slideshow/index.gne?user_id=1146
6767@N00&" frameborder="0" width="500" scrolling="no"
height="500"></iframe>
```

Flickr Slideshow Generator allows you to get the HTML necessary to insert a custom Flickr Slideshow in your page.

© Fabio Cavassini 2007

Preview:



Even after the introduction of motion pictures, slides continued to be used between film showings to advertise for local businesses or advise on theater decorum—for example, by requesting that gentlemen remove their hats and refrain from smoking, and urging mothers to remove crying infants from the auditorium.

Slideshows were later conducted using apparatuses such as a carousel slide or overhead projector. Most recently, modern slideshows are commonly assembled using presentation software such as Microsoft PowerPoint or Prezi.



TERMS TO KNOW

Phenomenological

Using the method of phenomenology, by which the observer examines the data without trying to provide an explanation of them.

Magic Lantern

An early form of slide projector that could achieve simple animation by moving and merging images.

1a. Personal and Business Uses

Presentation software is most commonly used for instructional purposes, usually with the intention of creating a dynamic, audiovisual presentation. The relevant points and imagery of the entire presentation are placed on slides and accompanied by a spoken monologue.

The old adage "a picture is worth a thousand words" holds true, in that a single image can save a presenter from speaking a paragraph of descriptive details. As with any public speaking or lecturing, a certain amount of talent, experience, and rehearsal is required to make a successful slideshow presentation.

Slideshows have artistic uses as well. They are often used to provide dynamic imagery for museum presentations and installation art. Consumer uses of slideshows include personal screen-savers, and digital photo slides for display. Vendors or consumers can custom make slideshows using their using photos, music, wedding invitations, birth announcements, or other digital files. The slideshows are typically placed onto DVDs, converted into HD video format, or saved in an executable file for computer use.

Ultimately, photo slideshow software - coupled with digital cameras and computer technology - has made it easier to create photo slideshows, eliminating the need for expensive color reversal film.

1b. Common Slideshow Features

Photo slideshow software often provides a wide range of editing features. For example, users can add transitions, pan and zoom effects, video clips, background music, narrations, and captions.

Slideshows created using presentation software result in a file sometimes referred to as a "slide deck" or simply a "deck" in business settings. Some key features useful in desktop or cloud-based presentation software include screen capturing, image editing and **annotation** tools, and slide transition and text effects.

Web-based slideshows are slideshows that can be viewed or presented using a web browser. Some web-based slideshows are generated from presentation software, but may be difficult to modify. Others offer templates where slideshows can be easily edited and changed. Web-based slideshows are typically generated or authored in HTML, JavaScript, and CSS code (files). However, compared with desktop presentation programs, web-based slideshows are usually limited in features.



TERM TO KNOW

Annotation

The process of writing comments or commentary.



SUMMARY

In this lesson, you learned about the many uses of **slideshows**. Presentation software is most commonly used for instructional purposes, usually with the intention of creating a dynamic, audiovisual presentation. Before the introduction of motion pictures and computer software, slides originally were projected onto a theater screen via magic lanterns. In addition to business presentations, slideshows are used to provide dynamic imagery for museum presentations and installation art, and for saving personal memories as digital photo albums.

Source: Boundless. "Slideshows." Boundless Communications Boundless, 17 Mar. 2017. Retrieved 2 Jun. 2017 from <https://www.boundless.com/communications/textbooks/boundless-communications-textbook/preparing-and-using-visual-aids-16/types-of-sensory-enhancements-82/slideshows-316-8005/>



TERMS TO KNOW

Annotation

The process of writing comments or commentary.

Magic Lantern

An early form of slide projector that could achieve simple animation by moving and merging images.

Phenomenological

Using the method of phenomenology, by which the observer examines the data without trying to provide an explanation of them.